


13 Ways to Host a Hilarious Haunted Book Party



After reading *The Haunted Hamburger and Other Ghostly Stories* by David LaRoche and Paul Meisel, you may wish to have your own party to celebrate funny/spooky books.

Here are 13 simple ideas you can use during storytime in your bookstore, library, or classroom as you host your own **HILARIOUS HAUNTED BOOK PARTY**:

1. Cousin Nell challenges the Haunted Hamburger to a **SCARY FACE CONTEST**. Hold your own contest and award prizes for the scariest/ funniest faces. If you have permission to take photos, download the scary faces onto your store or classroom website.



2. **GUESS THE GHOSTS** — Cut out small paper ghosts and tape them all around the bookstore or library. People can guess the total number of ghosts and place their entries in a large jar decorated with spooky faces. The closest guess can receive a free book, bookmark, or gift certificate to a local hamburger restaurant.



3. Print out copies of the Haunted Hamburger pdf, provide crayons, markers, or other art supplies, and let folks **CREATE THEIR OWN HAUNTED HAMBURGER**.



4. **DISPLAY AND READ OTHER FUNNY/SCARY BOOKS** such as ...

Dogzilla and Kat Kong by Dav Pilkey

Frankenstein Makes a Sandwich by Adam Rex

The Book That Eats People by John Perry and Mark Fearing


Skeleton Hiccups by Margery Cuyler and S. D. Schindler

I Need My Monster by Amanda Noll and Howard McWilliam

Monster Museum by Marilyn Singer and Gris Grimly



5. Put a tennis ball inside the toe of an old white athletic sock. Secure it with a rubber band and use a black marker to add a ghost face. You've created a **BOO BALL!** Kids can play catch by tossing the Boo Ball back and forth and trying to catch its long tail...or make several balls and see how many can be tossed into a bucket located ten feet away.



6. Print out copies of the ghostly **BOOKmarks** pdf with silly spooky riddles for people to color and keep.



13 Ways to Host a Hilarious Haunted Book Party (continued)

7. Place white Kleenex over Tootsie Pops, tie with string or yarn, draw a goofy ghost face, and you've got **GHOST-POPS**. Give them away as party favors or use as prizes.

8. For younger children, update the familiar nursery rhyme song and sing the following **GHOST-TUNE**:

*"Mary had a little ghost, its sheet was white as glue,
And everywhere that Mary went, that little ghost went BOO!"*


9. **SCARY-STORY-IN-A-BAG** — Fill a large bag with a variety of 15-20 common items (banana, toothbrush, pencil, spoon, teddy bear, pacifier, tennis shoe, hair brush, etc.). Print off one copy of The Scary Story of Oswald pdf. Read the story aloud, and whenever you get to a blank, have someone reach into the bag and pick out an item. Use that item as the next word in the story: "Once there was a very scary pacifier named Oswald. He had teeth as sharp as a banana..."

10. **PLAY 10-9-8-7-6-5-4-3-2-1-BOO!** In a circle, players count backwards from 10 to 1. On their turn, players can say either one, two, or three numbers. When someone reaches 1, the next player says "BOO!" and the following person is eliminated. Keep going until only one person, the BOO! Champion, is left.

11. Kids can make their own personal ghost by tracing their hand onto a piece of white construction paper. Cut the hand out, draw a ghostly face on each side, then string with a piece of yarn and wear around your neck. Or hang the **HAUNTED HAND GHOSTS** from the ceiling where they can flutter eerily in the breeze.

12. Print copies of the **MYSTERY PICTURE!** pdf and challenge folks to discover the spooky hidden image.

13. **CREATE MIXED-UP MONSTERS** — Give each person a large sheet of drawing paper folded into fourths. At the top, each person draws the head of a monster with only its neck extending below the first fold. Fold the paper back so that only the neck can be seen, and pass it to the next person who draws the arms and body of the monster with its waist extending over the second fold. Fold the drawing back again and the next person draws the monster's feet. Pass the paper one more time and the final person unfolds the drawing and writes a name for the monster at the bottom. For an additional round, pass the paper once more and this person tells or writes a story about the strange creature.



BOO!

