
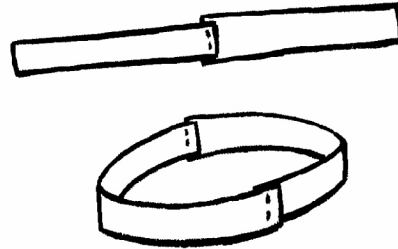


Try one or several of these SIMPLE ideas to create your own storytime for
THIS IS NOT A CAT!

by David LaRochelle and Mike Wahnoutka
Sterling Children's Books, ISBN 978-1-4549-1574-4

Before reading the book:

- 🧀 Draw mouse whiskers on each child using an eyebrow pencil or washable marker.
- 🧀 Make simple headbands by stapling two long strips of gray construction paper together to fit each child's head. Staple 5-inch gray construction paper circles onto the headband for instant mouse ears.



Reading the book:


- 🧀 Show the cover and read the title. Ask whether or not the children think there's a cat on the cover.
- 🧀 Encourage your listeners to look closely at all the pictures. They might notice something that the mice in the book do not!
- 🧀 As you read the story, use PLENTY of expression!
- 🧀 After showing the last page, ask the children what they think will happen next. Do they still think there's a cat on the cover of the book?
- 🧀 Point out to older children that if they can read the five words in the title, they can read the whole story. They may wish to read it again along with you.

After reading the book:

- 🧀 Choose one or two of these other favorite read-aloud mouse books to share:
The Little Mouse, the Red Ripe Strawberry, and The Big Hungry Bear by Audrey and Don Wood
Mouse Mess by Linnea Riley
If You Give a Mouse a Cookie by Laura Joffe Numeroff and Felicia Bond

- 🧀 Try singing a new version of Twinkle Twinkle Little Star:

*Squeaking, squeaking little mouse,
Cozy in your comfy house.
If you see that hungry cat
Better stay right where you're at.
Squeaking, squeaking little mouse,
Cozy in your comfy house.*



- 🧀 Serve cheese-flavored crackers in paper cups on which you've drawn a mouse face.
- 🧀 Give attendees a Miss Mouse coloring sheet and allow them to draw a picture of something that is NOT a cat. Display their creations in your own art gallery.
- 🧀 Print off copies of the board game for THIS IS NOT A CAT!
As they leave, children can take one to play at home.